


2016 Jeep Wrangler




Purchase Price **\$34,990**

Includes GST
Excludes on-road costs of \$595

Indicative repayments

\$189.23 per week*

Based on a 60 month term & no deposit.
Total repayments (260) = \$49,200.46



Gain peace of mind with
Mechanical Breakdown
Insurance. **Ask us how.**



Top features

- » ABS brakes
- » Air Conditioning
- » Alloy wheels
- » CD Player
- » Central locking
- » Central Locking
- » Climate Control
- » Driver airbag
- » Electric Mirrors (Retr...
- » Factory CD Player/ FM/...
- » Passenger airbag
- » Power steering

Body Style
Station Wagon

Odometer
122,991 km

Engine
3600 cc, Internal Combustion

Fuel Type
Petrol


Transmission
Auto, Front Wheel

Wheels
-

VIN
1C4HJWKG3GL211800

Interior
-

Safety



Based on 2025 UCSR rating
for 07-18 models

Reg No.
NWR784

Ext Colour
White

History
-

Seats
5 seats

CO2 Emissions
☆☆☆☆☆☆
325 grams/km

Energy Economy
☆☆☆☆☆☆
Annual fuel cost of \$5,450
13.9L per 100km

Cost per year is an estimate based
on petrol price of \$2.80 per litre and
an average distance of 14000 km.
Emissions and Energy Economy
figures standardised to 3P WLTP.

Stock ID: 4091



Xposure Motors | Phone 0277 325 325 | Email sales@xposuremotors.co.nz
38 East Tamaki Road, Papatoetoe, Auckland 2025, New Zealand
www.xposuremotors.co.nz

* Xposure Motors is not a lender nor a financial adviser. Any amounts displayed should not be seen as an offer of finance or taken as financial advice. The interest rate, fees and loan term used in this calculation may not actually represent those available from lenders. Actual interest rates, fees and loan terms will vary per lender and are typically based on an assessment of your credit risk and responsible lending criteria. Any repayment amounts displayed are indicative only and have been calculated using several other indicative inputs. The interest rate used in this calculation is an arbitrary 12.95%, however exact interest rates vary per lender. The term of the loan used in this calculation is 60 months. Exact terms available vary per lender although options typically include 6, 12, 18, 24, 36, 48 and 60 months. This calculation also includes a typical mandatory fee charged by lenders. This is a one-off establishment fee of \$495.00. Typically, this fee can be paid upfront or, as in this calculation, be capitalised over the contract term, ie. included in the loan amount. This fee can vary per lender and other non-mandatory fees and charges may also apply. The total amount of repayments has been calculated by multiplying 260 weekly repayments (based on a 60 month term) by the weekly repayment amount of \$189.23 which equals \$49,200.46. This calculator does not consider any of your own personal circumstances and we strongly suggest you seek budgeting advice prior to committing to any loan contract. Responsible lending criteria and lender terms and conditions will likely apply to any finalised loan contract. Proof of security and/or vehicle insurance may also be required before proceeding.